

Veterans in New Hampshire 2020

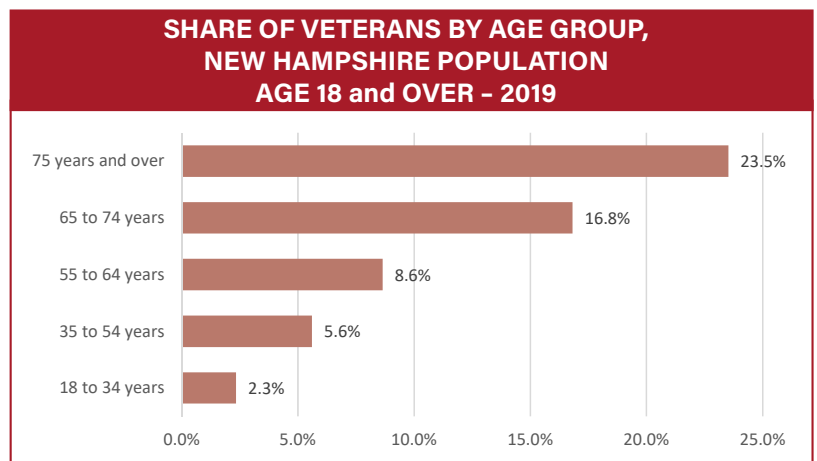
Veterans are defined by the U.S. Census Bureau as men and women age 18 or over who have served, even for a short time, but are not now serving, on active duty in the U.S. Army, Navy, Air Force, Marine Corps, or the Coast Guard, or who served in the U.S. Merchant Marine during World War II. Those who served in the National Guard or military Reserves are considered veterans if they were ever called or ordered to active duty.

Veteran Share of Population by Age

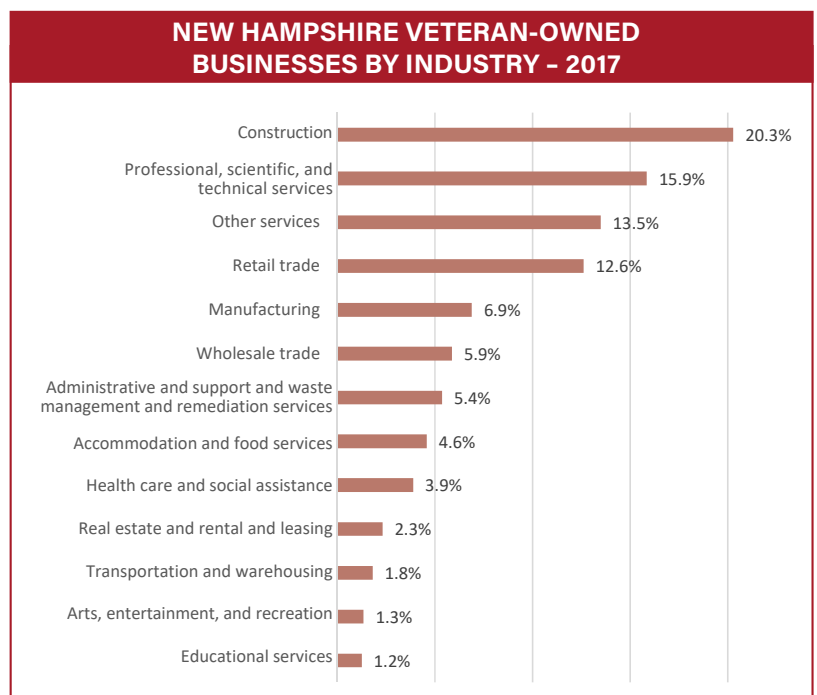
- In 2019, there were 93,866 veterans in New Hampshire, 8.5 percent of the population age 18 and over.
- Although residents age 75 and over accounted for the smallest share of the total age 18 and over population, 9.2 percent, this age group included the second-largest number of veterans. Nearly one-quarter of New Hampshire residents age 75 and over are veterans.
- About one out of every six residents age 65 to 74 years is a veteran.
- More than 50 percent of New Hampshire veterans are age 65 and over.
- A much smaller share (two percent) of age 18 to 34 years residents are veterans, largely because younger military members are more likely to still be in active service and are not yet considered veterans.

Veteran-Owned Businesses

- In 2017, there were 2,255 veteran-owned businesses in New Hampshire with paid employees. This represented 7.8 percent of all firms with paid employees.
- Veteran-owned businesses employed 19,383 workers, roughly 3.3 percent of all workers at businesses with paid employees.
- The largest number of veteran-owned firms was in the construction industry, followed by professional, scientific, and technical services. Veteran-owned retail trade businesses employed the largest number of workers, around 4,100, in 2017.



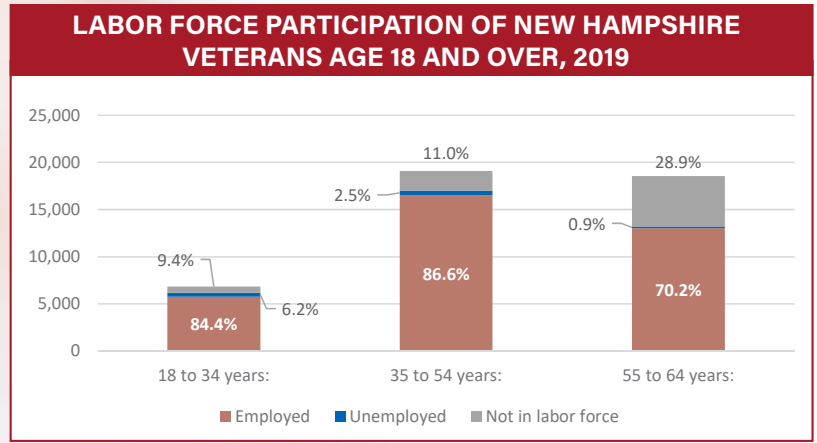
Source: U.S. Census Bureau, 2019 American Community Survey 1-Year Estimates



Source: U.S. Census Bureau, 2017 Annual Business Survey

Labor Force Participation

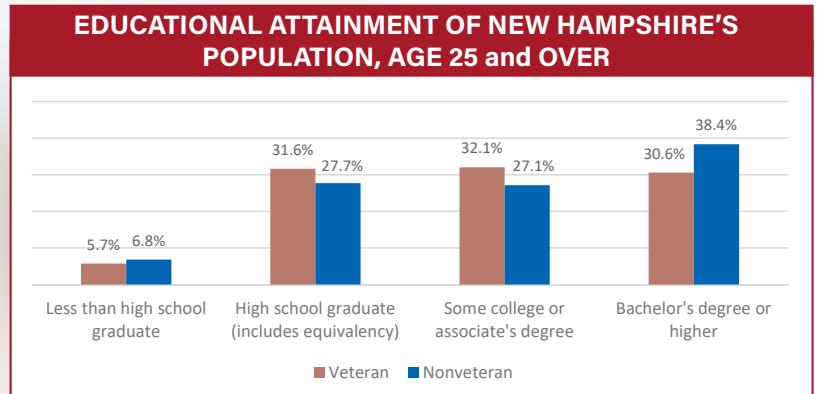
- The largest number of employed veterans were in the 35 to 54 years age group.
- New Hampshire veterans age 18 to 34 years and 35 to 54 years had very similar labor force participation, although veterans age 18 to 34 years had a higher unemployment rate.
- Veterans aged 55 to 64 were more than twice as likely to be out of the labor force than younger veterans.



Source: U.S. Census Bureau, 2019 American Community Survey 1-Year Estimates

Educational Attainment

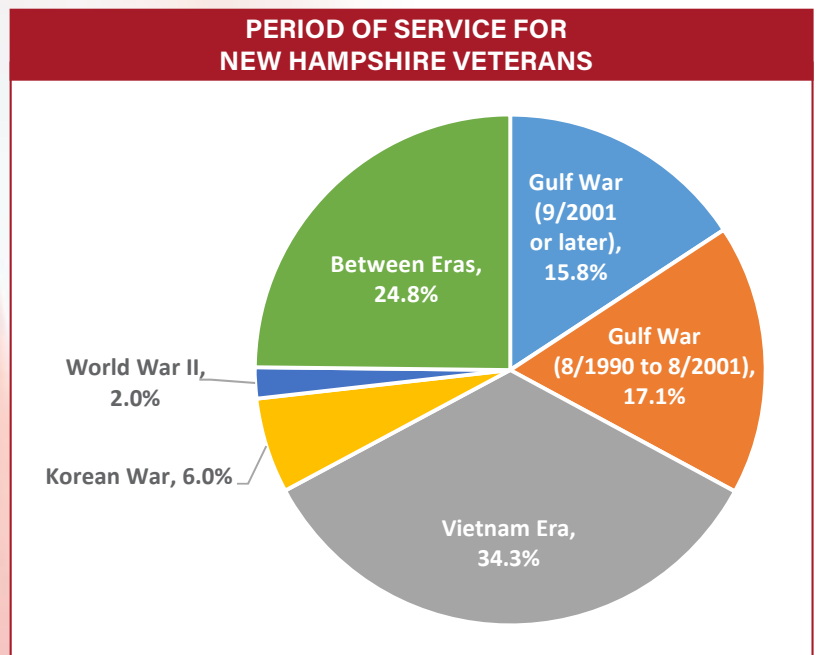
- More than 60 percent of New Hampshire veterans have attained at least some college education. Just under half of veterans with some college education hold a Bachelor's degree or higher.
- Compared to nonveterans, a larger share of veterans, 32.1 percent, have attained some college or an Associate's degree, while a smaller share of veterans, 30.6 percent, have attained a Bachelor's degree or higher.
- A larger share of veterans attained a high school diploma or equivalent than nonveterans, and a smaller share did not attain a high school diploma.



Source: U.S. Census Bureau, 2019 American Community Survey 1-Year Estimates

Period of Service

- One of every four New Hampshire veterans served in peace time.
- Among veterans who served during a war era, the largest share, 51 percent, served during the Vietnam Era.
- Veterans of the first Gulf War (8/1990 to 8/2001, Desert Storm) accounted for 25 percent of New Hampshire veterans who served during a war era.
- Among all New Hampshire veterans, 7,018 served during more than one war era.



Source: U.S. Census Bureau, 2019 American Community Survey 1-Year Estimates